




MAURIL

Introducing Mauril, a new addition to your teaching toolbox!

Mauril is a new platform for learning French and English at no cost, using a wide range of stimulating and entertaining content from CBC and Radio-Canada.



RESTAURANT



Use Mauril in the classroom to help students develop oral comprehension skills. Then, when students use Mauril at home, they will be able to continue improving their language skills in an entertaining way.

Mauril relies on immersive, gradual and progressive learning.

Once they complete the placement test, your students will be directed to the level corresponding to their current proficiency in the language they are learning so they can watch the suggested videos and gradually progress from one level to the next.

Throughout their learning journey, they will be tested to measure their progress and badges will be awarded to highlight their success!



Download the app on your smartphone or tablet:



Or use the desktop version: <https://app.mauril.ca/>

From news to fiction

Mauril keeps things interesting thanks to its extensive library of content, featuring words and expressions that will enrich your vocabulary. Whether beginner or more advanced, Mauril has content that is tailored to help build level-appropriate oral comprehension skills.



Content on Mauril has been selected based on criteria such as:

- pace
- complexity
- visual support
- language level

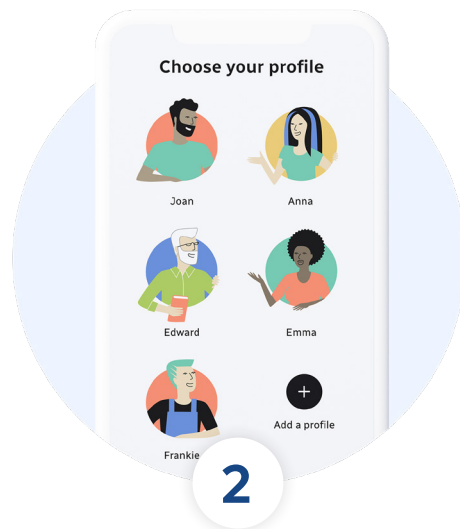


Quick Start Guide



Download the iOS or Android version or go to mauril.ca

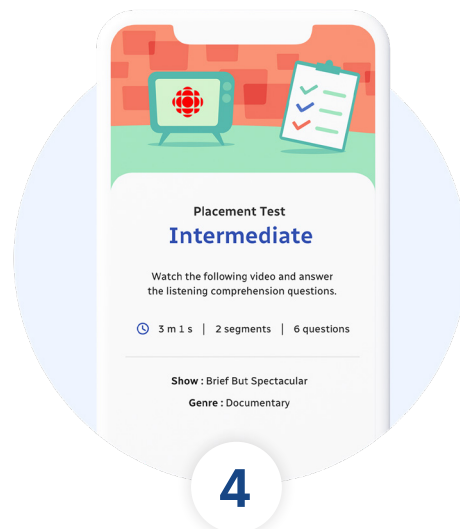
Mauril is available on mobile, tablet and desktop versions.



Create your account and profile



Select the learning and navigation language



Take the placement test

The app features a short placement test that allows learners to begin at an appropriate level.

What is the approach for creating accounts and profiles?

You have two options:

Create profiles for your students

Create profiles for each student **from your own account**, in the Profile section. You will be able to access their profiles at any time and follow their progress.



Invite students to create their own account and profile.

Share the **Quick Start Guide**.




How to have access to all the content

Teachers are advised to take the **Advanced test**, because a classification at the **Advanced 2** level will give you access to all units, at all levels.

How to optimize your Mauril experience

Our content player is equipped with many helpful and familiar functions.



While you are watching a video you can always:

- Re-watch a segment
- Add subtitles
- Adjust the playback speed

How to use Mauril videos

Here are some ways to get the most of Mauril in your classroom, once you have selected a video that interests you. There are many ways to make fun and engaging teaching activities using videos on Mauril.

Many aspects of each video offer opportunities for learning, such as:


- vocabulary
- phonetics (auditory discrimination or pronunciation)
- grammar
- language registers



Before watching the video

Take the time to discuss the task ahead with your students. Ask them to:

- describe the thumbnail of the video
- discuss the general theme before watching the video to establish context before viewing (especially for documentaries and content related to science, history, etc.)
- guess what the video might be about based on its themes, description and image.



While watching the video

- Play without sound for the first time, then watch again with sound.
- At the end of each segment, ask learners to answer the questions.
- Pause the video in the middle and ask the group to guess what might come next.
- Lower the volume of the video and let students improvise dialogue based on the context.



After watching the video

Discussion:

- Review the vocabulary words provided at the end of each video with your students. Add new ones as needed.
- Ask students to summarize one of the videos, give their opinion on it, or compare it with another video seen in class.
- As a group, discuss any comprehension difficulties students may have had during this activity.



Activities :

- Ask students to come up with additional questions, individually or in small groups.
- Stage a debate related to the subject.
- Propose stimulating Mauril challenges that your students can carry out as a team to develop oral expression skills.

Extra:

- Ask learners to watch a related video.
- Ask them to read an article on the subject.

FICHE PÉDAGOGIQUE | FRANÇAIS



Niveau : Intermédiaire (Mauril Intermédiaire 1, étape 3)

Émission : MAJ

Titre : David Saint-Jacques : astronaute et rêveur

Genre : Actualité

Thèmes : Science, Environnement, Aspirations

Durée : 02:33

À propos de l'activité :

Compétences développées : Donner son opinion, donner des conseils.

Objectif : L'apprenant sera en mesure de discuter de ses rêves et de ses convictions.

Durée : 45 à 60 minutes

Avant l'écoute de la vidéo

Activité préparatoire (en grand groupe)

Connaissances préalables sur le sujet :

- Connaissez-vous David Saint-Jacques? Qui est-il?
- Vous intéressez-vous à la science, à l'espace? Qu'est-ce qui vous attire vers ces domaines?
- Avez-vous déjà vu des vidéos avec des astronautes? De quoi parlaient-ils?

Hypothèses sur le contenu :

- Regarder ensemble la mise en situation de l'unité (image, description, mots de vocabulaire).
- Formuler des hypothèses sur le contenu de la vidéo.
- Demander s'ils connaissent d'autres mots de vocabulaire liés aux thèmes. Noter ces mots de vocabulaire de façon à ce qu'ils soient accessibles tout au long de l'activité.

FICHE PÉDAGOGIQUE | FRANÇAIS (suite)

Écoute de la vidéo

- Faire écouter la vidéo individuellement et demander de répondre aux questions.
- Demander aux apprenants ce qu'ils ont compris/moins bien compris de la vidéo, des questions posées dans l'unité.
- Refaire l'unité en grand groupe si besoin pour voir ensemble les difficultés qui persistent, etc.
- Regarder ensemble les mots de vocabulaire complémentaires, en ajouter.
- Faire le défi en petits groupes.

Après l'écoute de la vidéo

Discussion

En petits groupes de 3-4 :

- Qu'avez-vous pensé de la vidéo des propos de David Saint-Jacques?
- Quelles questions aimeriez-vous poser à David Saint-Jacques?
- Comment voyez-vous l'avenir de l'humanité?
- Quels conseils donneriez-vous à la prochaine génération?

Retour en grand groupe.

Activité / Devoir

- Écrire un texte :
 - Êtes-vous aussi rêveur que David Saint-Jacques?
 - Quel est votre plus grand rêve personnel et/ou pour l'humanité?
- Vous pouvez suggérer aux élèves d'utiliser le conditionnel et du vocabulaire appris pendant l'activité.

Pour aller plus loin

- Regarder d'autres vidéos sur le sujet, David Saint-Jacques dans l'espace : <https://ici.radio-canada.ca/david-saint-jacques-en-orbite/>
- Lire un article sur le sujet : <https://ici.radio-canada.ca/theme/33/espace>

LESSON PLAN | ENGLISH



Title: All About Bees with the Ontario Bee Rescue Team

Level: Int-Adv (Mauril - Intermediate 2 - Step 1)

Lesson Time: Approx. 30 min.

Video Length: 04:19

Themes: Insects, Environment, Animals, Nature, Jobs

Skills: Comparisons, Adjectives, Describing, Biography

Objective(s):

- Learner(s) will be able to discuss their thoughts about bees and their place in agriculture and the world.
- Learner(s) will be able to compare different aspects of two similar things.

Before watching the video

Reflect on knowledge of bees:

1. Are you afraid of bees?
2. Why do people “keep” bees?
3. Do you eat honey? Like it?
4. What would you ask a beekeeper?

Pre-viewing prep.:

1. Look at image, description and vocab together.
2. Predict the content of the video.
3. Bee-related vocab already known?

LESSON PLAN | ENGLISH (suite)

Watch the video individually and answer questions:

- What main points did you understand?
- What is still unclear?
- Try to summarize what you heard in X sentences.

Discussion

- Describe the man's job
- Talk about colony collapse
- Discuss importance of bees
- Insects and our perceptions of them (i.e. "we're not fans of wasps")
- Experiences with bees/honey/beekeeping
- Questions unanswered by video (or new ones)

Activity

Compare two insects (or expand on his comparison of bees and wasps)

- List of adjectives
- List of "units" (-er/-est; ___er than ___)
- Compare opinions related to the video content (Students' feelings regarding wasps, etc.).

Supplemental

- <https://www.cbc.ca/natureofthings/episodes/a-bees-diary>
- <https://www.youtube.com/watch?v=uN8tdDZKh3w>
- <https://www.cbc.ca/natureofthings/features/they-dance-and-may-even-dream-six-things-you-may-not-know-about-honeybees>